

Endovenous laser therapy

- safe, fast, cost-effective treatment of varicose veins



- Vena saphena magna
- Vena saphena parva
- Leg veins
- Spider veins
- Telangiectasia

MedArt[®]
Medical laser systems

MedArt A/S is a Danish medical laser company founded in 1979.

The company has pioneered the development of new laser technologies for medical procedures and markets a broad range of cosmetic and surgical laser systems.

MedArt A/S has subsidiaries in Europe and the United States and collaborates with partners worldwide.



For further information please contact MedArt A/S or your local distributor

MedArt®

Headquarter

MedArt A/S
(Asah Medico A/S)
Valseholmen 11-13
DK-2650 Hvidovre
Denmark

Tel +45 3634 2300
Fax +45 3634 2323
info@medart.dk
www.medart.dk

MedArt Corporation
1479 Glencrest Drive
Suite A
San Marcos, CA 92078
USA

Tel +1 760 798 2740
Fax +1 760 798 2750
medart-corp@medart.dk
www.medart-corp.com

MedArt (Deutschland) GmbH
Rudendorfer Weg 39
D-96188 Stefffeld
Germany

Tel +49 09522 / 707 222
Fax +49 09522 / 707 210
medart-laser@medart.dk
www.medart.dk

Varicose veins - a challenge for patient and surgeon

Varicose veins pose a problem to approx. 15-30% of the adult population, increasing with age. In milder cases patients are bothered by the unaesthetic appearance of varicose veins. Severe cases are associated with pain, inflammation and in rare cases open wounds.

Endovenous laser therapy - the preferred alternative

Treatment of venous insufficiency of the lower limbs with endovenous laser therapy is becoming the preferred method due to

- Minimal risk of side effects
- Better aesthetic results compared to other methods
- No post-op downtime for patients
- Fast out-patient procedure
- Only local anaesthesia
- Cost-effective solution

The method for effective permanent results

Following needle positioning a catheter is easily inserted into the vein. After insertion of a laser fibre the treatment can begin. With the laser fibre in correct position of the saphenofemoral junction (determined by ultrasound) you are ready to deliver the first laser pulse.

The laser energy will result in permanent thermal damage to the vein wall. The laser treatment is performed along the entire length of the varicose vein and will result in a complete and permanent occlusion of the vein.

After a treatment time of 30 - 45 minutes the patient can return to normal activity level.

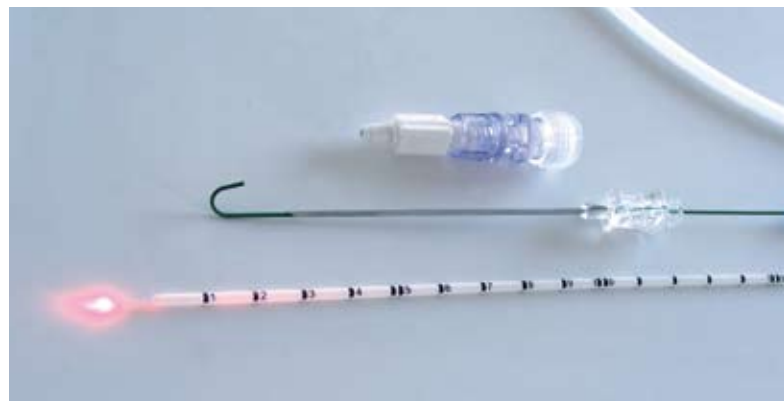


Anette Djernis:

"The perfect solution for me"

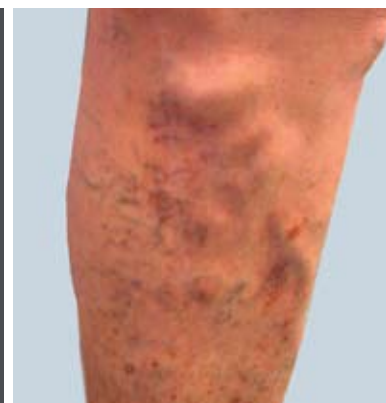
Patient benefits

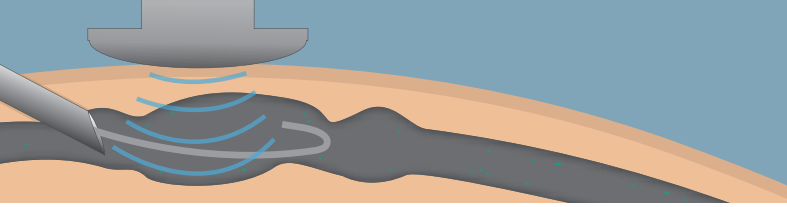
- Safe procedure
- No post-op downtime
- Minimally invasive procedure
- Excellent aesthetic results
- Little post-op care



Vascular surgeon advantages

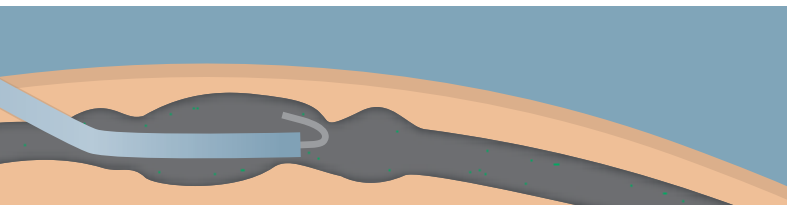
- Safe procedure
- Satisfied patients
- Local anaesthesia





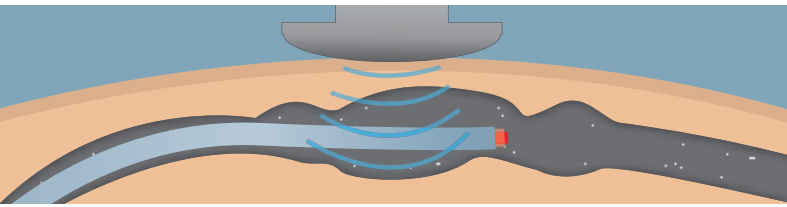
STEP 1

- Position needle.
- Insert guide wire.



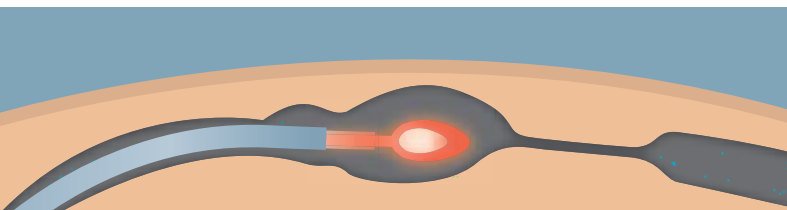
STEP 2

- Remove needle.
- Position sheath.



STEP 3

- Remove guide wire.
- Insert fibre and lock to sheath.
- Check correct positioning.



STEP 4

- Apply laser light (vein coagulates).
- Pull fibre and sheath 3-5 mm.
- Repeat treatment.

MedArt®

Endovenous laser therapy

The most user friendly and versatile system with a minimum of maintenance allows the best and most cost-effective treatment of conditions caused by venous insufficiency.

Treats all types of venous insufficiencies

Vena saphena magna and vena saphena parva

Endovascular technique that leaves no scars and poses a minimal risk of post-procedure pain. The method produces excellent clinical results at greatly reduced costs.

Branch varicosities and reticular veins

With MedArt® endovenous laser treatment you get better and more efficient results than with traditional treatment, and furthermore the treatment can be used for patients taking anti-coagulants or patients with impaired circulation.

Ulcus cruris venosum - wound healing


Laser therapy is an ideal treatment modality to speed up wound healing without unwanted side effects.

Spider veins and telangiectasia

Patients with varicose veins are often subject to spider veins and telangiectasia. These tiny veins can be treated transcutaneously with excellent results and no side effects.

And more...

The MedArt® product family offers additional treatment options such as transcutaneous treatment of leg veins, facial vascular lesions and hair removal with special custom designed accessories. Please ask for more information.



Specifications

MedArt® 426 diode laser

Type No:	MedArt® 426
Laser type:	Continuous wave diode laser Laser Class 4 (IEC 825)
Max output power:	30 W
Wavelength:	810 nm (Also available in 980 nm version)
Target indicator:	Red indicator light through fibre (635 nm)
Fibre connection:	MedArt® Quick Safe Connect
Fibre diameter:	400/600 µm or larger
Pulsed emission:	Pulsed or CW
- frequency range:	Min. 0.3 Hz/Max 100 Hz
- pulse width:	10 - 2000 millisecc.
Power supply:	Mains connection (100-120V or 200-240V, 50/60 Hz)
Size:	51.5 x 30.0 x 15.0 cm
Weight:	Approx. 13 kg
Safety class:	I type BF

Specifications are subject to change without notice.



PATENT PENDING



Applications

MedArt® 426 and 435

	30 W	90 W
Endovenous laser therapy	x	x
Telangiectasia	x	x
Spider veins	x	x
Haemangiomas	x	x
ENT-applications	x	x
Pigmented lesions		x
Hair reduction		x
Skin rejuvenation		x
Leg veins		x

- Safe, well documented
- Short patient down time
- Better aesthetic results
- Local anaesthesia

Medical art
based on
scientific
research

Literature

Min, R.J., N. Khilnani and S.E. Zimmet 2003 · Endovenous laser treatment of saphenous vein reflux: Long-term results. J. Vasc. Interv. Radiol., 14:991-996.